




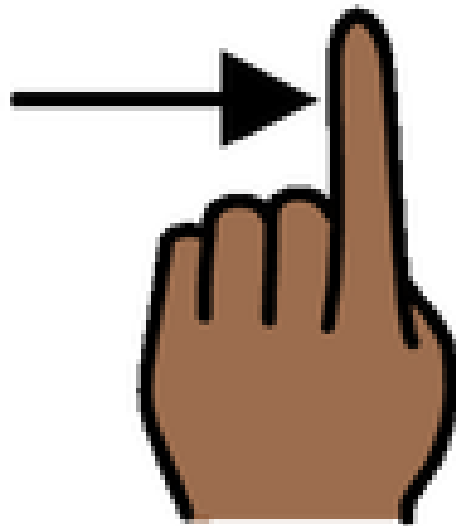
ABC

COMPLETAR COM AS SÍLABAS

DA, DE, DI, DO e DU




DO



DO





A






REX






CE






MINÓ



MA



ÁRIO



12




ZE






NHEIRO






TA



SENHO





MASCO




200




ZENTOS





SERTO





CORAÇÃO



DA

DA

DA

DA

DE

DE

DE

DE

DE



DI

DI

DI

DI

DI

DO

DO

DO

DU



DU

DU

DA

DA

DA

DE

DE

DE

DI



MANUAL DA BRINCADEIRA

Como fazer:

- ✓ Imprimir
- ✓ Recortar as sílabas
- ✓ Colocar velcro macho nas sílabas
- ✓ Colocar velcro fêmea (liso) na base das fichas
- ✓ Plastificar ou colocar em pastas para maior durabilidade

COMEÇA COM
DA DE DI DO DU