





COMPLETAR COM AS SÍLABAS

PA, PE, PI, PO, PU





TO




IXE




A



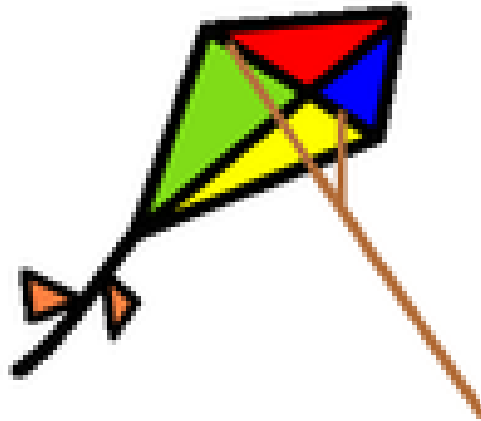


RCO






POCA




PA



TE



MADA



LAR



PA

PA

PA

PE

PE

PE

PI

PI

PI



PO

PO

PO

PO

PO

PO

PU

PU

PU



MANUAL DA BRINCADEIRA

Como fazer:

- ✓ Imprimir
- ✓ Recortar as sílabas
- ✓ Colocar velcro macho nas sílabas
- ✓ Colocar velcro fêmea (liso) na base das fichas
- ✓ Plastificar ou colocar em pastas para maior durabilidade

COMEÇA COM
PA PE PI PO PU